

**THE PUBLIC SCHOOLS OF BROOKLINE, MASSACHUSETTS  
OFFICE OF ENGLISH LEARNER EDUCATION**

MEMORANDUM

To: Mr. Andrew Bott, Superintendent of Schools  
From: Mindy Paulo, ELE Program Director  
Caitlin O'Neil, ELE Enrollment & Assessment Specialist  
Date: February 1, 2019  
Re: October 1<sup>st</sup> ELE Program Enrollment Data

---

We have enclosed enrollment data on Brookline's English Learners (ELs). The document includes information summarizing screening and enrollment data from last school year, current enrollment by school, grade, and primary languages spoken, and finally comparison data to previous school year(s). All lists are as of October 1<sup>st</sup> each year and reflect only students who have been identified as English Learners. Please feel free to contact us with any comments or questions.

Some brief analysis:

- total EL enrollment in grades K-12 has increased by 55 students: **874 students this year (2018)** compared to 818 students last year (2017).
- ELs represent 11.2% of the districts total population, 14.4% of the total K-8 population, and 3.6% of the total 9-12 population.
- a total of 927 students were screened for ELE for the 2016-17 school year
- about 48.2 % of ELs in grades K-12, including Kindergarteners, are new to Brookline schools this year
- 41 primary languages are represented in our EL population in grades K-12 (48 in 2017)
- 361 students are enrolled in our K-8 Native Language Support Programs: Korean, Hebrew, Chinese, Japanese, Spanish, and Russian
- new languages represented this year (compared to last year) include Yoruba, Bulgarian, and Azeri.
- compared to last October, in our traditionally largest language groups in grades K-12, five of nine groups saw an increase:

Japanese: +19 (11.1% increase)	Korean: + 14 (23% increase)	Chinese: +9 (4.4% increase)
Portuguese: +5 (16.1% increase)	Hebrew: +9 (8.6 % increase)	

- compared to last October, of our traditionally largest language groups, three out of nine language groups remained consistent:

French: 0 (0 %)	Russian: 0 (0%)	Arabic: 0 (0%)
--------------------	--------------------	-------------------

- and only one of our traditionally largest language groups saw a decrease:

Spanish: -4  
(-5.5 % decrease )

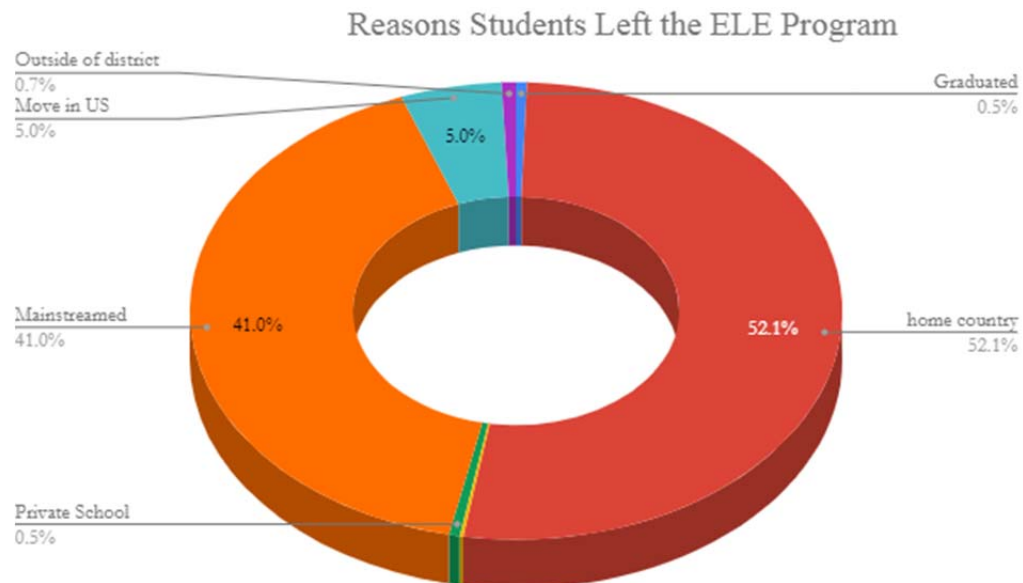
cc: Central Office: Nicole Gittens, Mary Ellen Dunn, Casey Ngo-Miller, Mary Brown, Meg Maccini, Lisa Richardson, Kalise Warnum, Gabe McCormick, Ben Lummis  
BHS Headmaster and Assistant Headmaster  
Elementary Principals and Vice Principals  
Curriculum and Program Coordinators/Directors  
BHS Department Chairs  
K-12 ELE Staff

## Summary of the 2017-18 English Learner Enrollment Data

The following data represents English Learners (ELs) in grades PK-12 over the course of the 2017-18 school year.

- Total Number of Students Screened for ELE Program based on the home language survey and intake process was **927 students**.
  - compared to **877 students** in the 2016-17 school year
  - compared to **619 students** in the 2015-16 school year
- Total Number of **New Students Identified as ELs: 524**
  - compared to **547 students** in the 2017-18 school year
- Total Number of Students Who Came through Brookline's ELE Program: **1079**
  - compared to **1032 students** in the 2016-17 school year
  - *this data is not available for the 2015-16 school year*

A total of **554** students left our program during the 2017-18 school year or the following summer. Here is why they left:



Public Schools of Brookline  
Office of English Learner Education  
K-12 October 1st Total Enrollments

<u>School</u>	<u>2018</u>	<u>2017</u>	<u>2016</u>	<u>2015</u>	<u>2014</u>	<u>2013</u>	<u>2012</u>	<u>2011</u>	<u>2010</u>	<u>2009</u>	<u>2008</u>	<u>2007</u>	<u>2006</u>
Baker	118	103	100	93	121	124	118	93	111	95	118	84	82
Coolidge Corner	*146	110	122	111	99	107	119	117	113	84	98	84	91
Lower Devotion		*78	*94	*100									
Upper Devotion		*32	*28	*11									
Driscoll	63	59	53	39	41	33	24	34	22	23	32	19	21
Heath	17	26	31	27	21	16	24	23	12	11	7	6	9
Lawrence	154	145	153	125	126	114	109	115	107	92	97	83	82
Lincoln	87	95	82	82	76	72	78	69	49	35	44	40	35
Pierce	162	149	127	123	102	86	78	81	55	73	53	53	52
Runkle	52	54	45	36	38	39	30	34	30	31	34	28	37
High	75	77	72	73	55	65	56	51	55	52	53	45	45
<b>Total</b>	<b>874</b>	<b>818</b>	<b>785</b>	<b>709</b>	<b>679</b>	<b>656</b>	<b>636</b>	<b>617</b>	<b>554</b>	<b>496</b>	<b>536</b>	<b>442</b>	<b>454</b>

\*In 2018, Devotion School combined all grades into the new Coolidge Corner School.

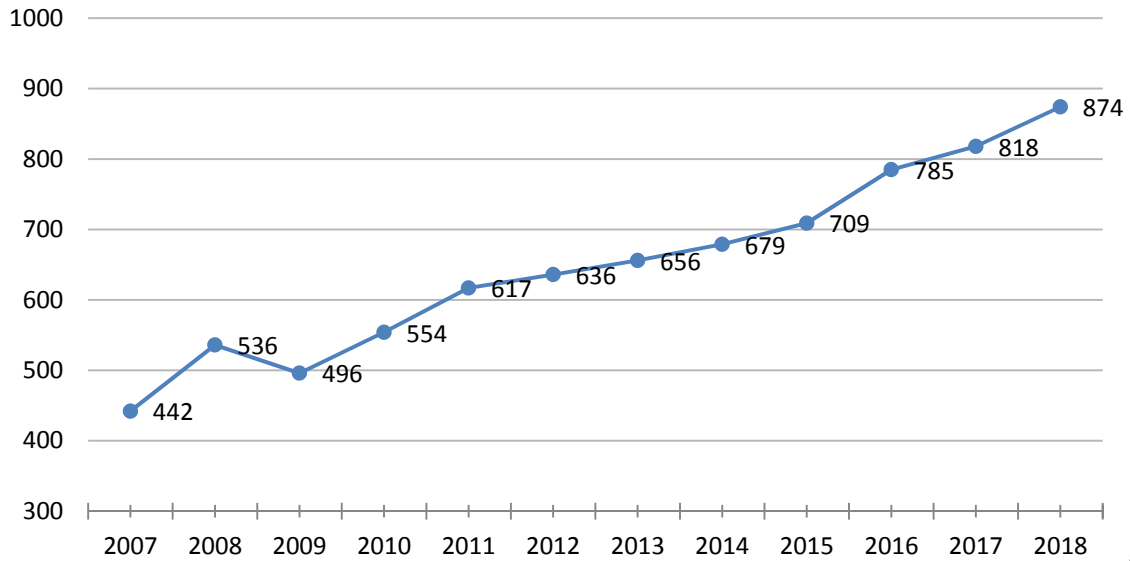
\*In 2016 & 2017, Lower Devotion contained grades K-4 while Upper Devotion contained grades 5-8.

\*In 2015, Lower Devotion contained grades K-6 while Upper Devotion contained grades 7-8.

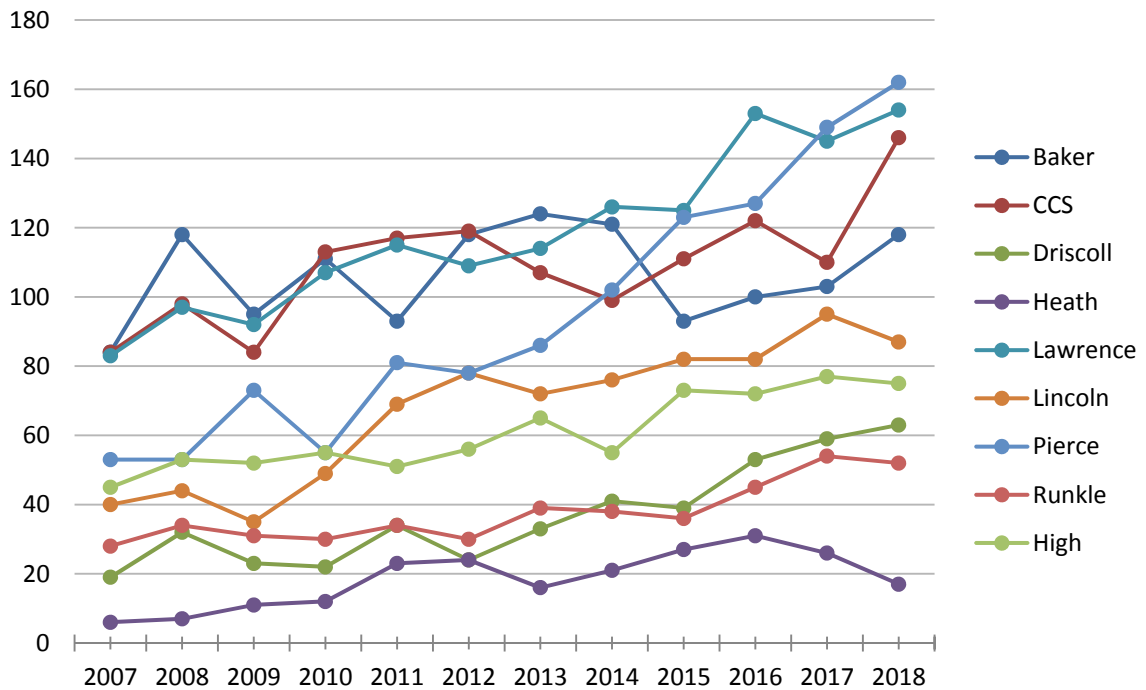
## English Learner (EL) Enrollments – October 1<sup>st</sup> 2-year Comparison

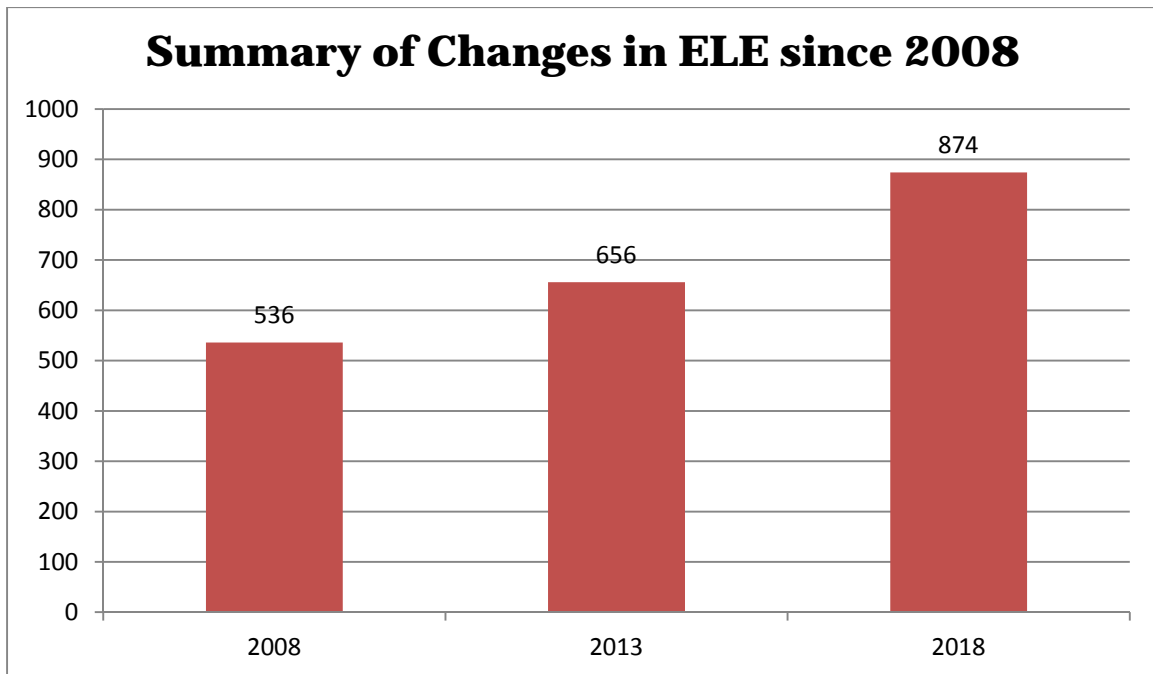
<b>School</b>	<b>10/1/17 EL Enrollment</b>	<b>10/1/18 EL Enrollment</b>	<b>+/- Change</b>	<b>% Change</b>
Baker	103	118	<b>+15</b>	<b>14.6%</b>
Coolidge Corner	110	146	<b>+36</b>	<b>32.7%</b>
Driscoll	59	63	+4	6.8%
Heath	26	17	-9	<b>-34.6%</b>
Lawrence	145	154	+9	6.2%
Lincoln	95	87	-8	-8.4%
Pierce	149	162	<b>+13</b>	<b>8.7%</b>
Runkle	54	52	-2	-3.7
BHS	77	75	-2	-2.6%
<b>Total</b>	<b>818</b>	<b>874</b>	<b>+56</b>	<b>6.8%</b>

## Historical K-12 EL Population, System Wide



## Historical K-12 EL Population, by School





Over the past 10 years:

- Brookline's K-12 English Learner population has grown by **63.1%**. In comparison, the total K-12 population of Brookline has grown by **28.1%**.
- As a percentage of the total district population, the ELE population in Brookline has grown from **10.8** to **11.2%**.
- State and federal regulations have changed to compel us to screen and track the EL status of students in PreK.
- State and federal regulations have increased the monitoring period for recently exited students from 2 years to 4 years. There are currently **430** students actively being monitored *in addition to* the over **850** students receiving ELE services.

Based on K-12 enrollment figures published on the Massachusetts Department of Elementary and Secondary Education's School and District Profiles website.

Public Schools of Brookline  
Office of English Learner Education  
Percent of ELs in the District by School and Grade Level, K-12

October 2018

	<b><u>K</u></b>		<b><u>1</u></b>		<b><u>2</u></b>		<b><u>3</u></b>		<b><u>4</u></b>		<b><u>5</u></b>		<b><u>6</u></b>		<b><u>7</u></b>		<b><u>8</u></b>		<b><u>Total</u></b>	
	<i>EL</i>	%	<i>EL</i>	%	<i>EL</i>	%	<i>EL</i>	%	<i>EL</i>	%	<i>EL</i>	%	<i>EL</i>	%	<i>EL</i>	%	<i>EL</i>	%	<i>EL</i>	%
<b>Baker</b>	22	28.2%	21	24.4%	19	25.0%	13	11.7%	19	27.9%	6	5.9%	9	10.6%	6	8.0%	2	2.4%	103	13.5%
<b>Coolidge Corner</b>	27	29.3%	24	28.2%	15	15.5%	26	28.3%	15		13	14.0%	9	9.6%	5	6.4%	12	16.0%	78	16.9%
<b>Driscoll</b>	15	24.6%	8	12.9%	12	17.6%	8	9.9%	5	6.8%	3	4.1%	4	5.3%	4	5.8%	4	6.3%	59	9.6%
<b>Heath</b>	2	3.6%	3	6.7%	2	3.3%	4	5.6%	3	4.8%	2	2.9%	0	0.0%	0	0.0%	1	1.9%	26	4.9%
<b>Lawrence</b>	28	31.8%	27	35.5%	29	31.9%	15	17.4%	20	24.1%	14	16.7%	7	9.3%	8	13.3%	7	8.9%	145	20.1%
<b>Lincoln</b>	13	20.0%	20	32.8%	10	16.1%	17	24.3%	6	10.2%	9	10.5%	6	10.0%	2	3.7%	4	6.6%	95	16.4%
<b>Pierce</b>	36	33.3%	27	29.3%	18	16.2%	17	15.7%	20	17.5%	13	15.5%	16	21.1%	10	11.9%	5	6.0%	149	17.3%
<b>Runkle</b>	8	12.9%	8	13.1%	11	16.7%	4	5.6%	6	7.6%	7	9.9%	3	4.6%	2	2.9%	3	4.3%	54	8.6%
<b>Grand Total</b>	<b>151</b>	<b>24.8%</b>	<b>138</b>	<b>24.3%</b>	<b>116</b>	<b>18.4%</b>	<b>104</b>	<b>15.1%</b>	<b>94</b>	<b>15.1%</b>	<b>67</b>	<b>10.2%</b>	<b>54</b>	<b>9.2%</b>	<b>37</b>	<b>6.7%</b>	<b>38</b>	<b>6.7%</b>	<b>709</b>	<b>13.5%</b>

	<b><u>9</u></b>		<b><u>10</u></b>		<b><u>11</u></b>		<b><u>12</u></b>		<b><u>SP</u></b>		<b><u>Total</u></b>	
	<i>EL</i>	%	<i>EL</i>	%	<i>EL</i>	%	<i>EL</i>	%	<i>EL</i>	%	<i>EL</i>	%
<b>Brookline High School</b>	28	5.3%	29	5.7%	11	2.2%	7	1.4%	1	5.0%	77	3.7%

	<b>EL</b>	<b>%</b>
<b>Grand Total (K-12)</b>	<b>874</b>	<b>11.2%</b>

Public Schools of Brookline  
Office of English Learner Education  
K-8 EL Enrollments by Grade, 2018

	<b>BAKER</b>	<b>COOLIDGE CORNER</b>	<b>DRISCOLL</b>	<b>HEATH</b>	<b>LAWRENCE</b>	<b>LINCOLN</b>	<b>PIERCE</b>	<b>RUNKLE</b>	<b>Total</b>
<b>KDG</b>	23	27	15	2	28	13	36	8	<b>152</b>
<b>Gr. 1</b>	21	24	8	3	26	20	27	8	<b>137</b>
<b>Gr. 2</b>	19	15	12	2	29	10	18	11	<b>116</b>
<b>Gr. 3</b>	13	26	8	4	15	17	17	4	<b>104</b>
<b>Gr. 4</b>	19	15	5	3	20	6	20	6	<b>94</b>
<b>Gr. 5</b>	6	13	3	2	14	9	13	7	<b>67</b>
<b>Gr. 6</b>	9	9	4	0	7	6	16	3	<b>54</b>
<b>Gr. 7</b>	6	5	4	0	8	2	10	2	<b>37</b>
<b>Gr. 8</b>	2	12	4	1	7	4	5	3	<b>38</b>
<b>Total</b>	<b>118</b>	<b>146</b>	<b>63</b>	<b>17</b>	<b>154</b>	<b>87</b>	<b>162</b>	<b>52</b>	<b>799</b>

2017 Total	103	110	59	26	145	95	149	54	741
2016 Total	100	122	53	31	153	82	127	45	713
2015 Total	93	111	39	27	125	82	123	36	636
2014 Total	121	99	41	21	126	76	102	38	624



Public Schools of Brookline  
Office of English Learner Education  
**K-12 English Learners by Language**

	<b>Elementary</b>		<b>High School</b>		<b>System Total</b>		
	<b>2017</b>	<b>2018</b>	<b>2017</b>	<b>2018</b>	<b>2017</b>	<b>2018</b>	
Chinese	171	197	26	18	197	215	
Japanese	148	158	3	12	151	170	
Hebrew	88	96	8	9	96	105	
Korean	59	75	2	1	61	76	
Spanish	63	60	14	13	77	73	
Russian	46	45	1	1	47	46	
Arabic	31	28	5	8	36	36	
Portuguese	22	28	4	3	26	31	
French	21	24	6	3	27	27	
Italian	7	7	2	1	9	8	
Danish	1	7			1	7	
Turkish	5	7			5	7	
Vietnamese	9	7	1		10	7	
Polish	2	6			2	6	
Amharic (Ethiopia)	6	5			6	5	
Dutch	3	5			3	5	
Greek	2	4			2	4	
Kazakh (Kazakhstan)	1	3		1	1	4	
Finnish	3	3	2		5	3	
German	5	3			5	3	
Hindi (India)	1	3			1	3	
Swedish	5	3			5	3	
Ukrainian	1	3			1	3	
Catalan (Spain)	2	2			2	2	
Farsi (Iran)	4	2			4	2	
Haitian Creole	3	1	2	1	5	2	
Icelandic	2	2			2	2	
Norwegian	5	1	1	1	6	2	
Pashto/Pushtu (Pakistan)	2	2			2	2	
Somali	2	2			2	2	
Yoruba (Nigeria)		2				2	
Azeri (Turkey)		1				1	
Basque (Spain)	1	1			1	1	
Bulgarian				1		1	
Burmese	1			1	1	1	
Dari Persian (Iran/Afghanistan)	1	1			1	1	
Dinka (Kenya)	1	1			1	1	
Filipino	1	1			1	1	
Hungarian	3	1			3	1	
Thai	2	1			2	1	
Urdu (Pakistan)	2	1			2	1	
Nepali				1		1	
Bengali	3				3		
Albanian	2				2		
Telugu (India)	2				2		
Khmer (Cambodia)	1				1		
Odia (India)	1				1		
<b>TOTAL</b>	<b>741</b>	<b>799</b>	<b>0</b>	<b>77</b>	<b>0</b>	<b>818</b>	<b>874</b>

Public Schools of Brookline  
Office of English Learner Education  
Enrollments of Largest Language Groups, K-12

<u>Language</u>	<u>2018</u>	<u>2017</u>	<u>2016</u>	<u>2015</u>	<u>2014</u>	<u>2013</u>	<u>2012</u>	<u>2011</u>	<u>2010</u>	<u>2009</u>	<u>2008</u>	<u>2007</u>	<u>2006</u>
Japanese	170	151	123	118	114	130	122	123	104	77	112	85	80
Chinese	206	197	189	168	154	115	105	90	73	70	64	65	70
Hebrew	105	96	95	105	83	76	91	90	88	58	80	71	72
Korean	76	61	46	61	77	101	101	110	109	95	110	79	75
Russian	46	46	45	32	28	25	30	36	40	33	43	27	26
Spanish	73	77	83	68	70	54	62	59	34	43	42	30	50
Portuguese	31	26	25	30	22	17	14	8	18	16	12	12	12
French	27	27	26	25	30	20	18	18	16	14	6	7	15
Arabic	36	36	45	28	34	31	15	7	8	6	4	3	3
All Others	104	101	108	74	67	87	78	76	64	84	63	63	51
<b>Total EL Enrollment</b> <i>(All Language Groups)</i>	<b>874</b>	<b>818</b>	<b>785</b>	<b>709</b>	<b>679</b>	<b>656</b>	<b>636</b>	<b>617</b>	<b>554</b>	<b>496</b>	<b>536</b>	<b>442</b>	<b>454</b>

EL = English Learner

## Enrollments of K-8 Native Language Support Programs

<b>Program</b>	<b>2018</b>	<b>2017</b>	<b>2016</b>	<b>2015</b>	<b>2014</b>	<b>2013</b>	<b>2012</b>	<b>2011</b>	<b>2010</b>	<b>2009</b>	<b>2008</b>	<b>2007</b>	<b>2006</b>
<b>Chinese</b>	189	78	67	78	64	51	45	44	29	43	34	36	40
<b>Hebrew</b>	74	56	65	77	57	57	75	72	76	42	63	58	60
Lower Devotion		*41	*55	*69									
Upper Devotion		*15	*10	*8									
<b>Japanese</b>	137	129	109	110	98	112	112	114	90	71	100	79	74
Lawrence	85	81	69	76	70	76	68	72	61				
Lincoln	52	48	40	34	28	36	44	42	29				
<b>Korean</b>	50	37	22	35	47	56	62	53	59	55	72	52	55
<b>Russian</b>	8	7	8	7	6	5	3	8	13	13	16	5	8
<b>Spanish</b>	14	15	17	14	11	9	9	15	13	20	18	17	29
Total Elementary Native Language Supported Enrollment	383	322	288	321	283	290	306	306	280	244	303	247	266
Total Elementary NON-Native Language Supported Enrollment	416	419	425	315	341	301	274	260	219	200	180	150	143
<i>Total Elementary EL Enrollment</i>	<i>799</i>	<i>741</i>	<i>713</i>	<i>636</i>	<i>624</i>	<i>591</i>	<i>580</i>	<i>566</i>	<i>499</i>	<i>444</i>	<i>483</i>	<i>397</i>	<i>409</i>

*\* In 2018 Lower and Upper Devotion combined into the Coolidge Corner School. \*In 2016, 2017 Lower Devotion contained grades K-4 while Upper Devotion contained grades 5-8. \* In 2015, Lower Devotion contained grades K-6 while Upper Devotion contained grades 7-8.*

Public Schools of Brookline  
Office of English Learner Education

**English Learners (ELs) by School and Language, K-12**

October 1, 2018

<b><u>Baker School</u></b>	<b><u>Language</u></b>	<b><u># of Students</u></b>
(118 ELs)	Korean	50
	Arabic	20
	Chinese	14
	Hebrew	6
	Russian	6
	Vietnamese	4
	French	2
	Japanese	2
	Spanish	2
	Turkish	2
	Ukrainian	2
	Azeri	1
	Dinka	1
	Farsi	1
	German	1
	Greek	1
	Hindi	1
	Hungarian	1
	Yoruba	1
<b><u>Coolidge Corner School</u></b>	<b><u>Language</u></b>	<b><u># of Students</u></b>
(146 ELs)	Hebrew	74
	Chinese	11
	Russian	9
	Japanese	8
	Spanish	7
	French	5
	Korean	5
	Portuguese	5
	Danish	3
	Finnish	3
	Kazakh	3
	Icelandic	2
	Italian	2
	Polish	2
	Amharic	1
	Arabic	1
	Dutch	1
	Farsi	1
	German	1
	Pusthu	1
	Thai	1

**Driscoll School**  
(63 ELs)

<b><u>Language</u></b>	<b><u># of Students</u></b>
Chinese	21
Hebrew	11
Russian	8
Spanish	7
Arabic	2
Dutch	2
Japanese	2
Korean	2
Portuguese	2
Swedish	2
Italian	1
Turkish	1
Ukrainian	1
Vietnamese	1

**Heath School**  
(17 ELs)

<b><u>Language</u></b>	<b><u># of Students</u></b>
Chinese	5
Spanish	3
Japanese	2
Arabic	1
Basque	1
Hebrew	1
Italian	1
Filipino	1
Turkish	1
Russian	1

**Lawrence School**  
(154 ELs)

<b><u>Language</u></b>	<b><u># of Students</u></b>
Japanese	85
Chinese	26
Portuguese	8
Spanish	8
Danish	4
French	4
Korean	4
Russian	4
Catalan	2
Dutch	2
Greek	2
Amharic	1
German	1
Hebrew	1
Vietnamese	1
Yoruba	1

**Lincoln School**

(87 ELs)

**Language****# of Students**

Japanese	52
Chinese	6
Spanish	6
Portuguese	4
Korean	3
Polish	3
Arabic	2
Hindi	2
Somali	2
French	1
Haitian Creole	1
Hebrew	1
Italian	1
Pushtu	1
Russian	1
Urdu	1

**Pierce School**

(162 ELs)

**Language****# of Students**

Chinese	105
Spanish	13
Korean	10
French	7
Portuguese	7
Japanese	5
Russian	5
Arabic	2
Turkish	2
Hebrew	1
Italian	1
Norwegian	1
Polish	1
Swedish	1
Vietnamese	1

**Runkle School**

(52 ELs)

**Language****# of Students**

Spanish	14
Russian	11
Chinese	9
French	5
Amharic	3
Japanese	2
Portuguese	2
Dari Persian	1
Greek	1
Hebrew	1
Italian	1
Korean	1
Turkish	1

**Brookling High**

(75 ELs)

**Language****# of Students**

Chinese	18
Spanish	13
Japanese	12
Hebrew	9
Arabic	8
French	3
Portuguese	3
Bulgarian	1
Burmese	1
Haitian Creole	1
Italian	1
Kazakh	1
Korean	1
Nepali	1
Norwegian	1
Russian	1